

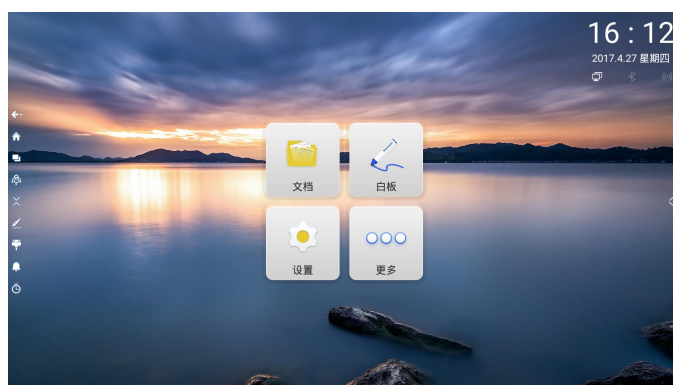
# Smart Meeting Plat Panel

SKY65SXE0H



## I. Introduction to functions

### 1.1.1 Quick function --- change the background

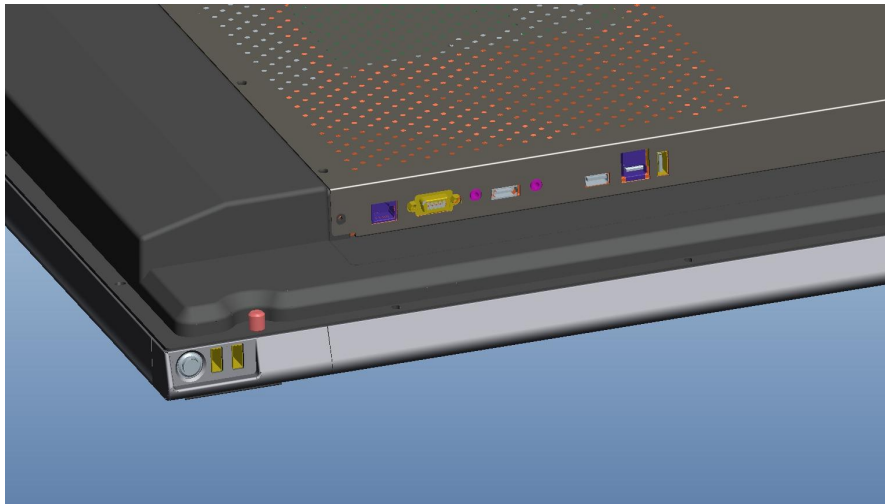


Long press

Choose

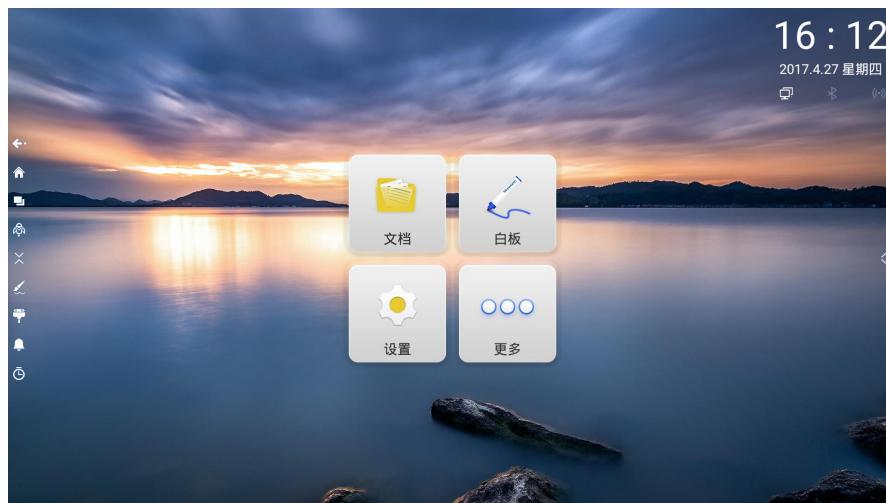
Confirm

### 1.1.2 Shortcut function -- -- one click to wake up the black screen/tap



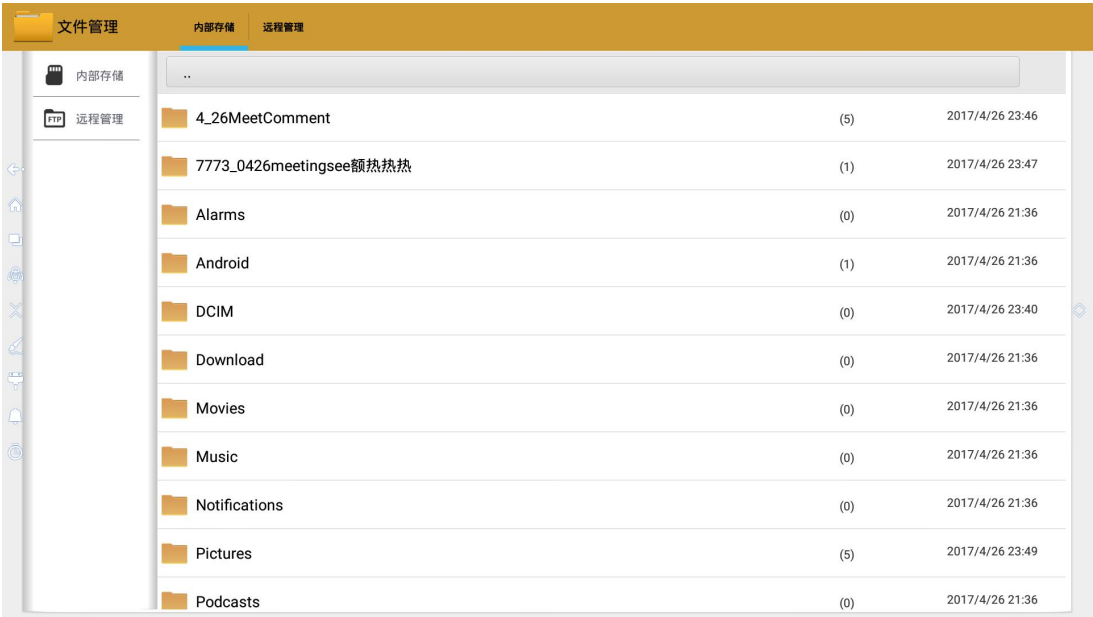
Short press  
Black screen  
Touch  
Wake up

### 1.1.3 Shortcut function --- main interface



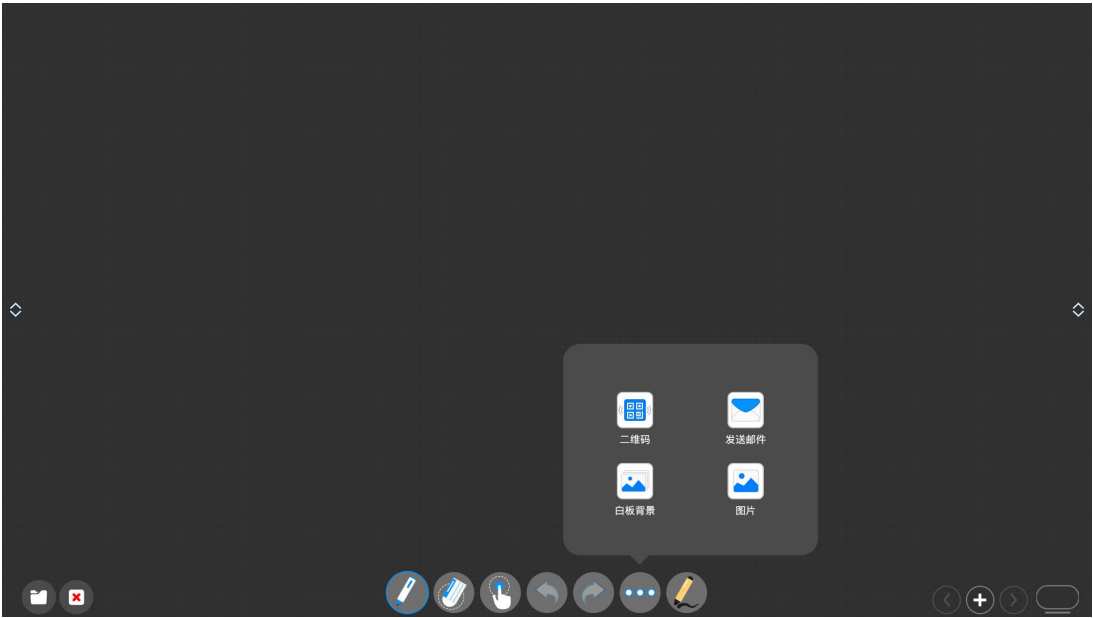
File  
Whiteboard  
Set-up  
More  
Information

1.1.3 Shortcut function --- main interface --- file



Internal  
USB

1.1.3 Shortcut function -- main interface – whiteboard



Write  
Save  
Share  
Experience

1.1.3 Shortcut function - main interface – Setting



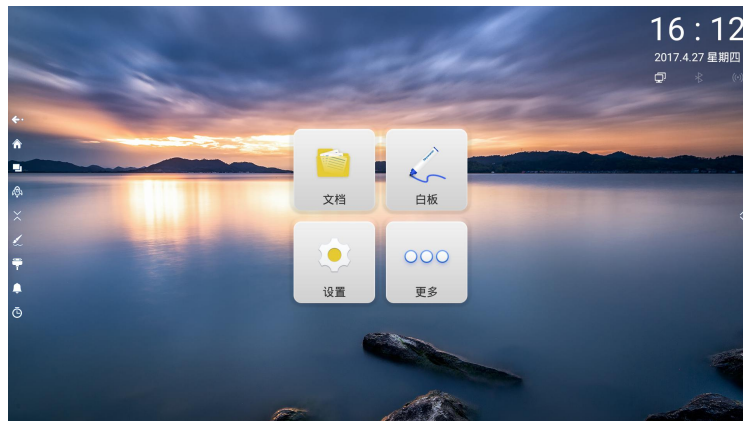
Network  
Equipment  
System

1.1.3 Shortcuts - home screen – more



Application  
File  
Picture  
Music  
Video

#### 1.1.4 Shortcut function -- any channel shortcut menu



Return

Home

Process

Speed up

Setting down

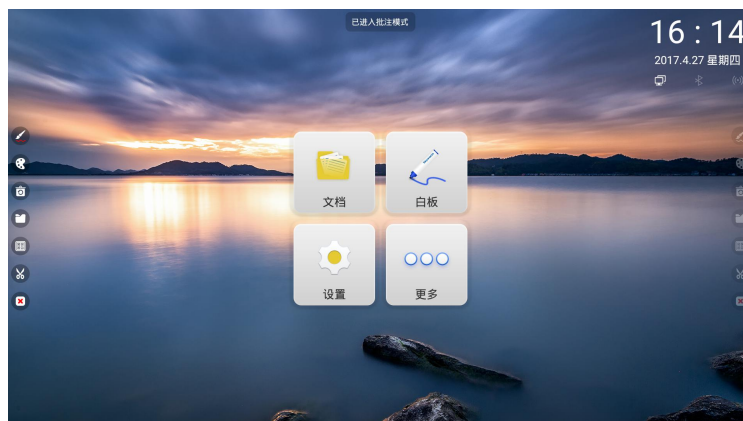
Notation

Input

Volume

Countdown

#### 1.1.5 Shortcut function -- any channel shortcut menu



Notation

Writing

Color

Delete

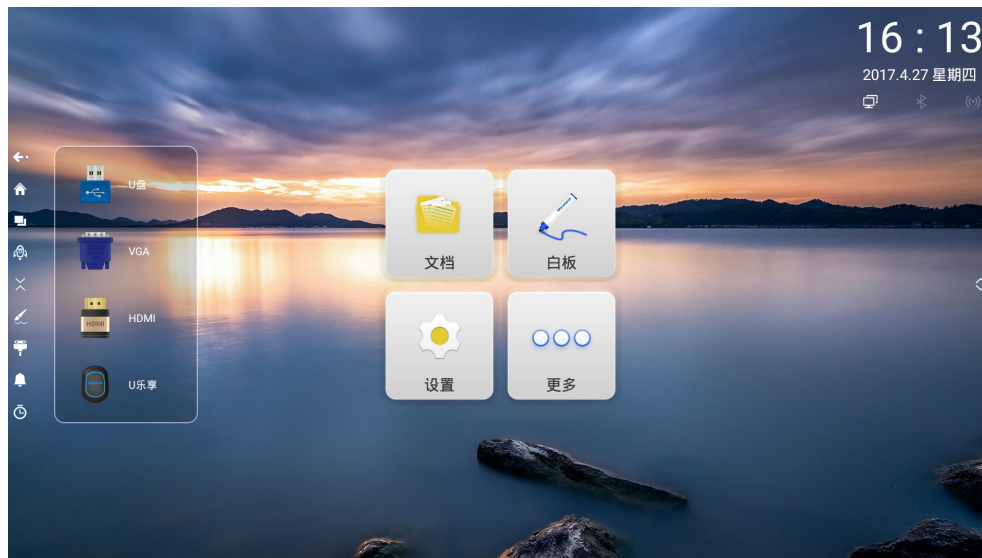
Save

QR code

Screenshot

Shut down

### 1.1.6 Shortcut function -- any channel shortcut menu



Channel

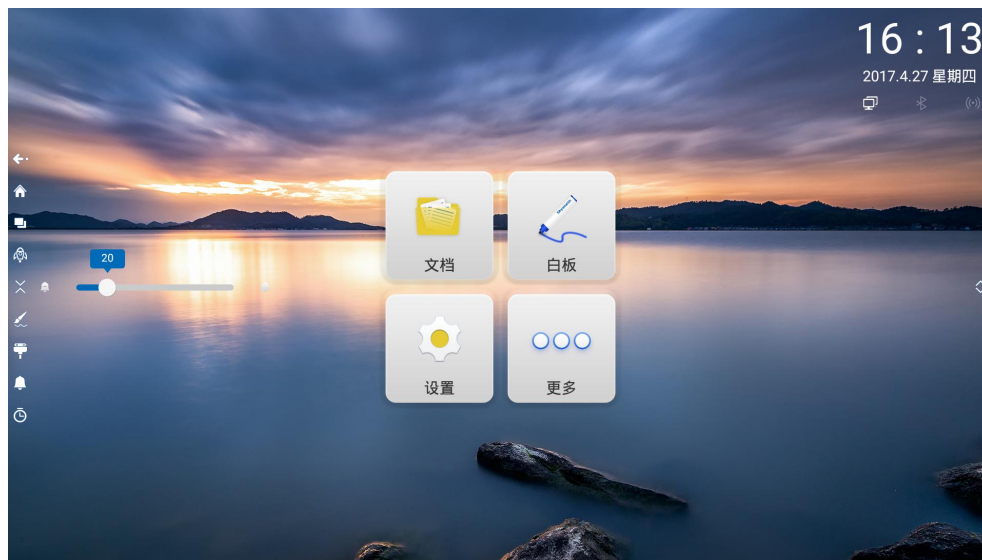
USB

VGA

HDMI

U Share

### 1.1.7 Shortcut function -- any channel shortcut menu

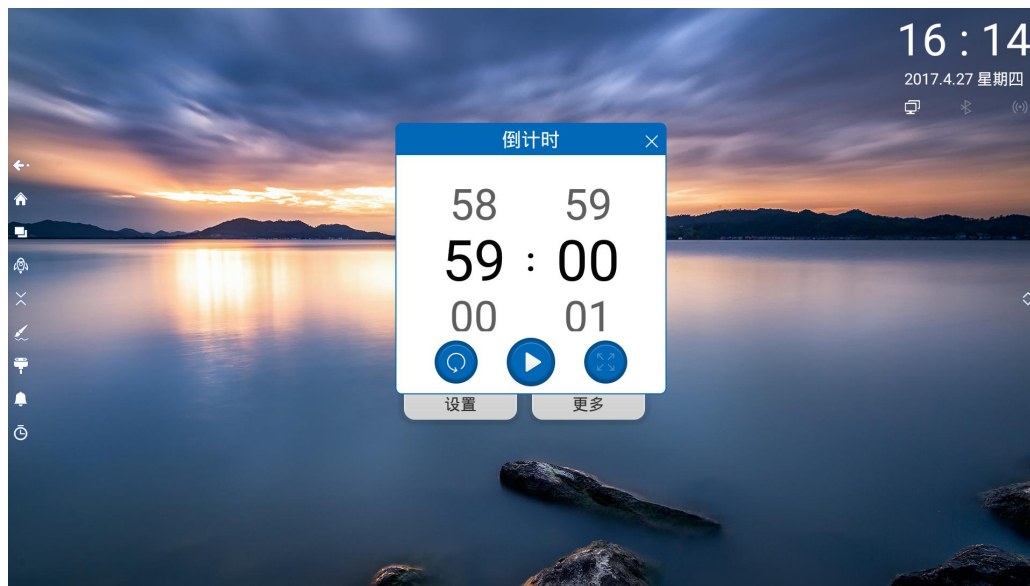


Volume

Left smaller

Right bigger

### 1.1.8 Shortcut function -- any channel shortcut menu



Countdown

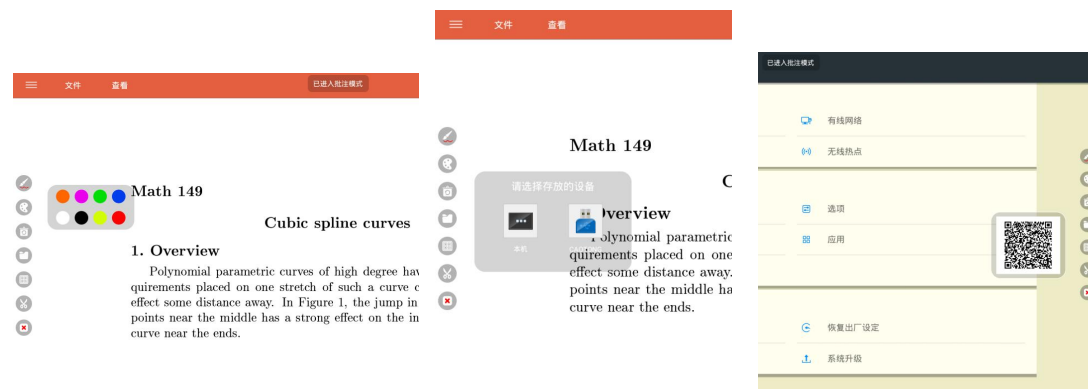
Full screen

Self alignment

Remind

Translucent

### 1.2.1 Main function -- -writing -- -annotation



Any channel

Gesture eraser

Annotations save to the default native directory

X-XXmeetcomment

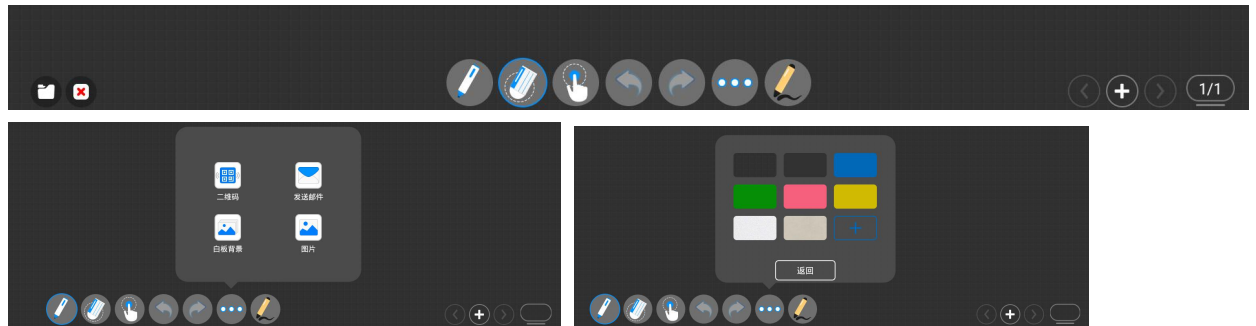
Screenshot saves to the default native directory

Pictures

One page generates a QR code



### 1.2.1 Main function -- -- writing -- -- whiteboard



Basic writing related operation

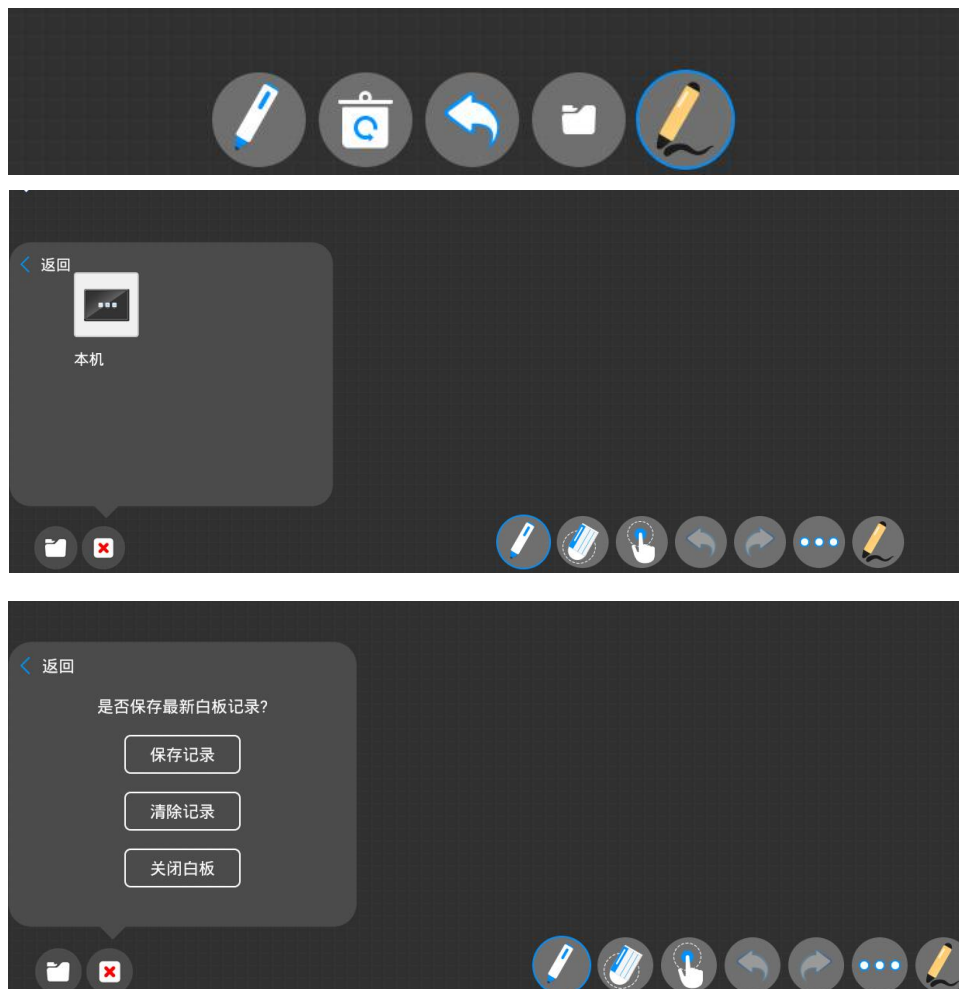
Page-related operations

Share (QR code/email)

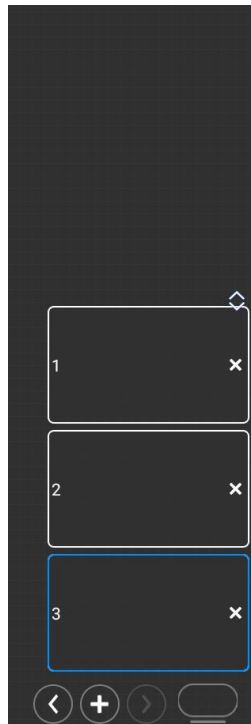
Change background

Insert pictures

### 1.2.1 Main function -- -- writing -- -- whiteboard







Primary handwriting

Save the default native directory

Pictures

Add/delete preview

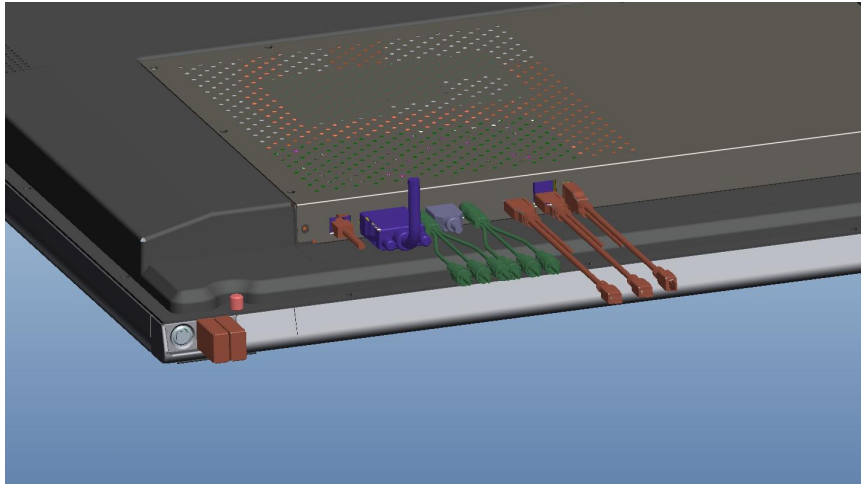
Save the default native root directory

View images in real time

Remind to save before exit

It is safer to clear records

### 1.2.2 Main function -- demo interaction -- wired connection



VGA  
HDMI  
OPS  
USB  
Signal recognition

### 1.2.2 Main function -- demonstration interaction --U Share

多平台兼容无线操作系统  
Multi-platform compatible wireless operating system

iOS Mac OS Microsoft

U乐享

简单三步，快乐分享 3 easy steps

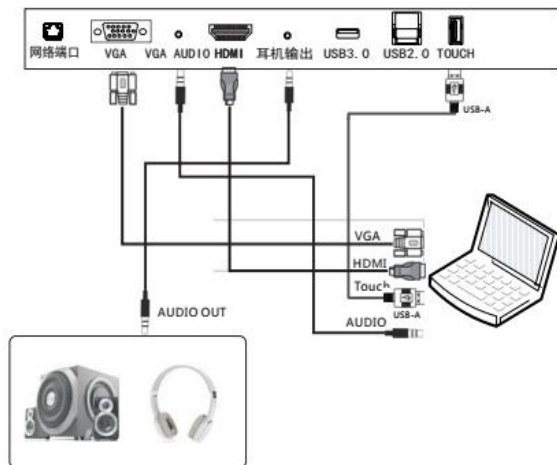
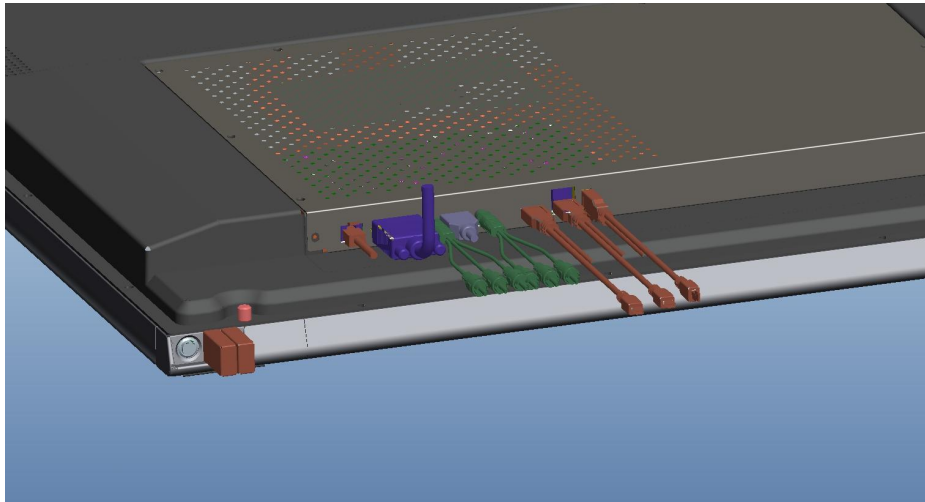
1 step 插入：插入一个按钮到您的电脑  
Insert: Insert the button into your computer

2 step 连接：打开U盘并运行应用程序  
Connect: Browse the USB disk and run the application in your computer

3 step 分享：单击按钮，和与会者展示您的内容  
Share: Click the button to share your content with the meeting participants

Quick  
Small delay  
Touch back  
Four split screen  
Multiple systems

### 1.3 Performance parameter



※ LGD 4 color 4K (3840\*2160) IPS hard screen;

※ Side setting: Network port \*1, (VGA+ audio) \*1, HDMI2.0\*1, audio output, USB3.0\*1, USB2.0\*2, touch output \*1;

Front side: USB2.0\*2 (dual system adaptive);

Upper unit: U Share code/upgrade, USB camera (reserved)

### 1.3 Performance parameters/upgrades



※ Hi3751V600 4-core 1.2g CPU + dual-core 1.2g GPU

Android 5.1;

2G DDR3 memory + 16G EMMC;

Dual frequency dual WIFI + AP, simultaneously used;

Bluetooth 4.0;

Hidden TF card slot;

15W\*2 MAX 20W\*2 speaker;

※ antenna (5) :

U Share \*2;


Bluetooth \* 1;

WIFI \* 1;

AP \* 1;


※ online upgrade

### 1.3 Performance parameter



底部磁吸凹槽

磁吸式放置，取放随心  
拒绝寻找，让会议更流畅



※ Size and weight:

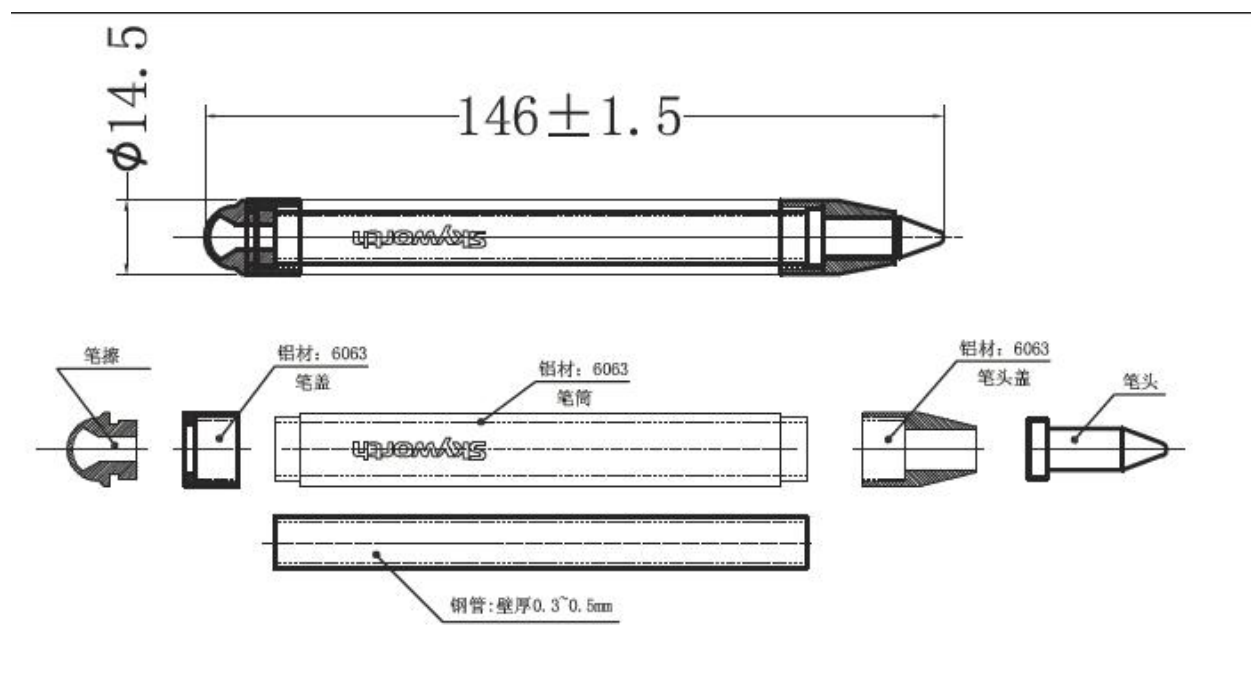
Body size: 1503\*934\*73mm;

Package size: 1646\*1059\*237mm;

Net weight: 60 kg

Gross weight: 72 kg

## 2.1 Recent optimization function -- pen erasure



※ Pen point writing, pen cap wipe;



※ Palm against false touch;

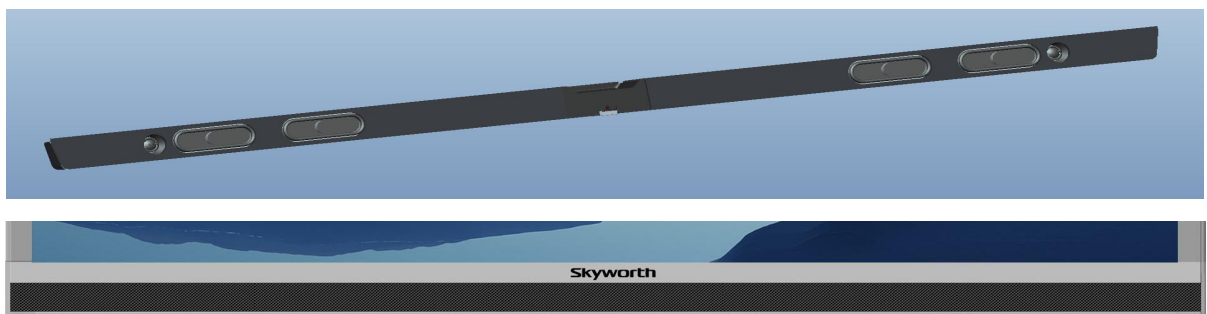

## II. Marketing

- ※ One invention patent
- ※ Two features
- ※ Three main application scenarios

One invention patent

Application No. or Patent No.: 201710031861.X

Two big features ---Soundbar



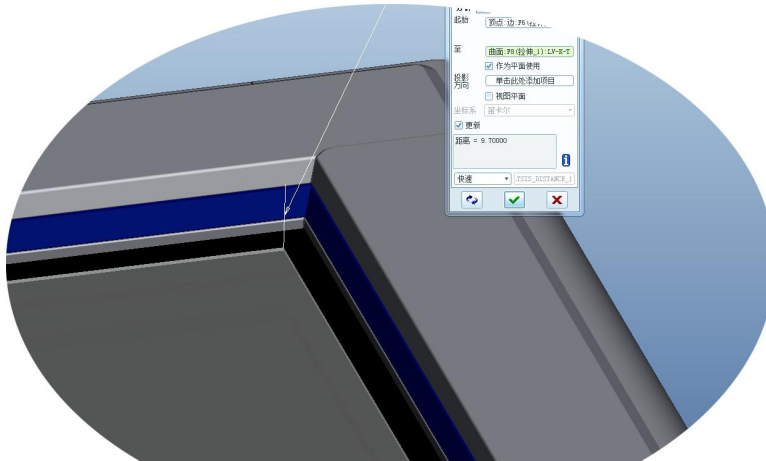
Soundbar sound box, slender body has 1.6L tone volume;

Four 3-inch woofers are hidden inside;

Bigger speakers and more space;

True treble transparent, bass more profound;

Two major features -- fine pen touch



2mm touch recognition accuracy; (toothpicks)

2mm ultra-low touch height; (anti concatenation)

Original handwriting; (patent design on pen point)

Touch before removing; (single seam is more beautiful)


Prevent palm touch by mistake; (restore real experience, to be improved)

Fine erasure; (restore real experience, to be improved)

Three main application scenarios

- ※ meeting with USB only;
- ※ meeting with computer (Windows /MAC);
- ※ meeting with mobile phone or PAD (android /IOS);

Three main application scenarios





- ※ insert side U port and retrieve contents;
- ※ interactive operation such as screenshot, annotation and whiteboard;
- ※ meeting minutes and operation contents are taken away by USB directly;

Advantages:

Meeting content is taken away immediately, convenient;

Strong confidentiality;

Three main application scenarios



Advantages:

Can share by more than one computer rotation or comparison

Three main application scenarios

- ※ android mobile phone download APP, apple mobile phone Airplay;
- ※ push documents and operate on the same screen;
- ※ scan QR code of the meeting minutes or take away by email;

Advantages:

The arbitrariness of sharing;



### III. Technical training

- ※ local upgrade and online upgrade;
- ※ setting method of U Share matching and channel interference;
- ※ simple troubleshooting;

#### Update related

##### ※ Local upgrade:

USB\_update.bin file placed in USB root directory -- -> insert USB hole side -> click on the home page -> Settings -> system upgrades -> local upgrades

System restarts after the upgrade, normal use after the completion;




##### ※ Online upgrade:

Ensure that the Smart Meeting Flat Panel is in normal connected state;

Click home --> Settings --> system upgrade --> online upgrade

System restarts after the upgrade, normal use after the completion;

## U Share matching:

	SKYWORTH.exe	2017-03-17 16:47	应用程序	5,629 KB	2017-03-17 17:00
	autorun.inf	2017-03-16 11:45	安装信息	1 KB	2017-03-17 17:01
	SKYWORTH.app	2017-03-17 17:02	文件夹		

Smart Meeting Flat Panel:

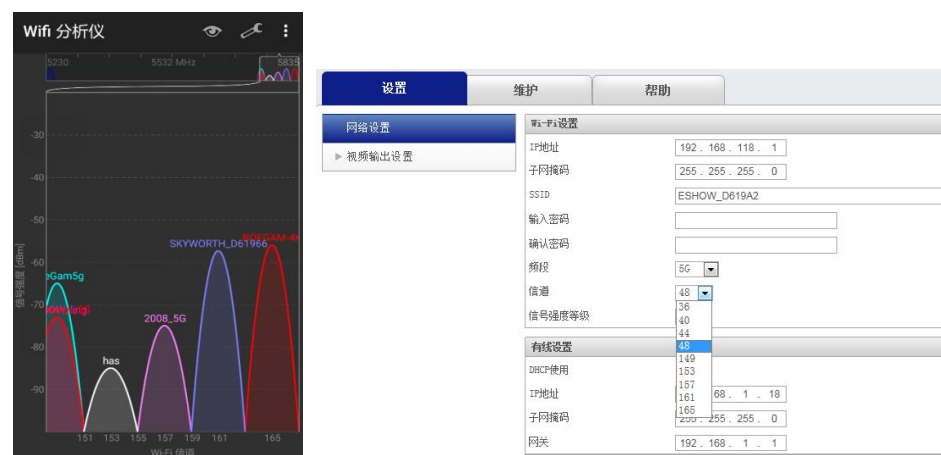
Meeting Flat Panel boot -> U Share button inserts top matching (upgrade) port -> button start flashing -> 1 minute or so to stop flashing -> success

Computer:

Computer starting up -> U Share button insert computer U port --> run SKYWORTH EXE -> display tips of being able to share -> press -> start sharing

The computer needs to be operated manually for the first time (about 2 minutes), and automatic operation will be inserted later;

## ※ U Share channel Settings:



Setting background:

Generally the sources in a channel had better not exceed 3, otherwise it will affect the effect of screen sharing;

Signal detection:

Download and install “WiFi analyzer.APK” on android phone;

The default channel is 5g-161 channel;

Modify channel:

To login WEB is similar to login router, password and user name default is: admin;

5G frequency band, there are 9 channels to choose from, ensure that the sources of each channel do not exceed 3;

## Simple troubleshooting

## **Smart Meeting Plat Panel**

### **Contact information:**

- Jane Won Education Equipment Development Limited
- Product and project inquiry: Mr. Ryan Chen
- Email: [abcship@126.com](mailto:abcship@126.com)
- Mobile: +86-139-28284736